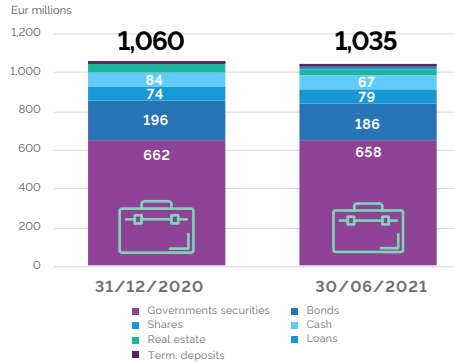


Financial Indicators of Insurance Undertakings*

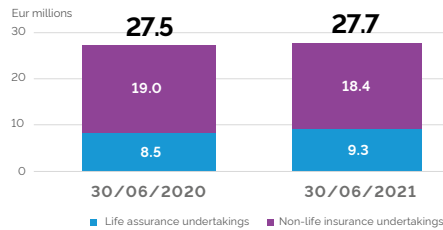
Investment Structure of Insurance Undertakings



» Investment amount decreased by 2% due to payed out dividends to shareholders

» Reduction in cash and Government Securities and increase observed in investments into shares

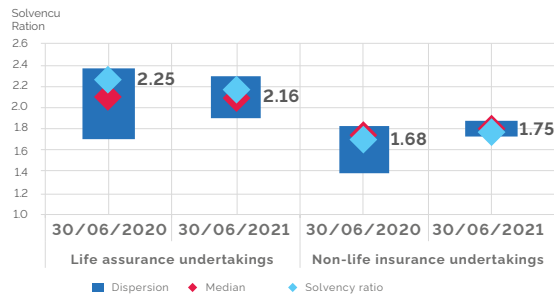
Profit of Insurance Undertakings



» Profit remain stable

» 6 insurance undertakings were profitable, 2 suffered losses

Solvency of Insurance Undertakings*



» All insurance companies complied with solvency capital requirements

*The indicators of insurance companies registered in the Republic of Lithuania include their activities in other EU countries as well.

Volume of Insurance Undertakings and Branches Activities in Lithuania

Insurance Premiums

+6.5% EUR **501M**

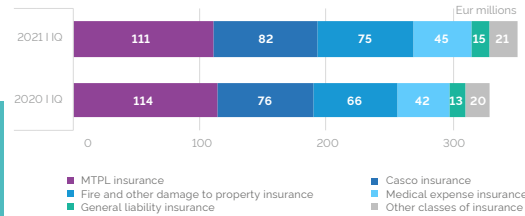


Non-life insurance

+6.3%

350M EUR

Non-Life insurance portfolio by insurance premiums



» The growth of non-life insurance premiums was mainly stipulated by casco and property insurance volumes growth, while the amount of MTPL premiums continued to decrease

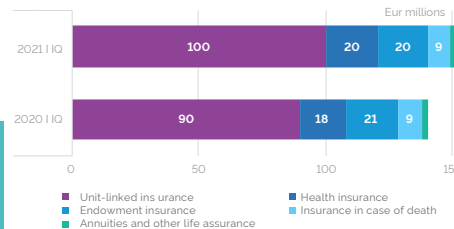


Life assurance

+7.1%

151M EUR

Life Assurance portfolio by insurance premiums



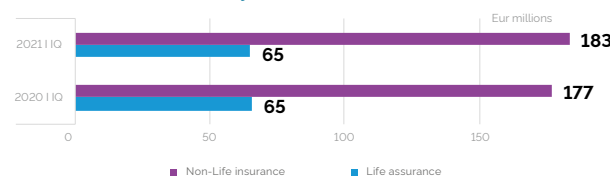
» The growth of life assurance premiums was strongly determined by the increase in the number of new unit-linked life insurance contracts

Insurance claims paid

+2.6% EUR **249M**

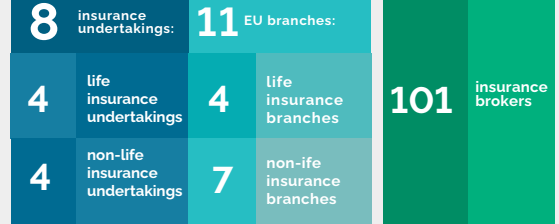


Claims Paid by Insurance Classes



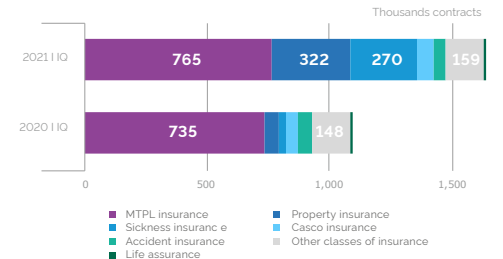
» The growth of non-life insurance claims was due to higher amounts paid for medical expenses and property insurance contracts

Insurance Market Participants



Insurance brokerage companies*

Contracts concluded via insurance brokerage companies



» A number of non-life insurance contracts has increased by 51% due to increase in the number of contracts for telephone insurance and sickness insurance

*Indicators of insurance brokerage companies registered in the Republic of Lithuania include their activities in other EU countries as well.

Annuity Funds

