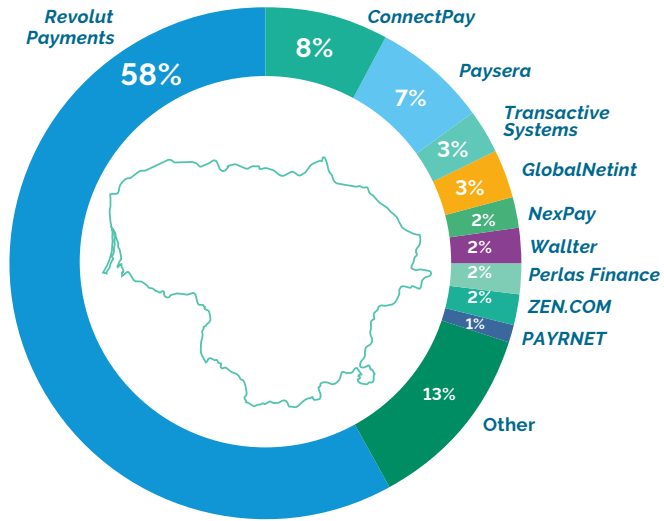


TOP 10 EMIs and PIs by turnover

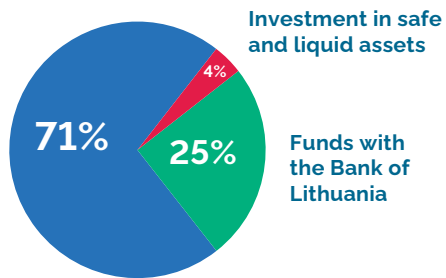


Total value of payment transactions soared by 44.5% quarter-on-quarter, to reach €121.8 billion

EMI and PI customer funds

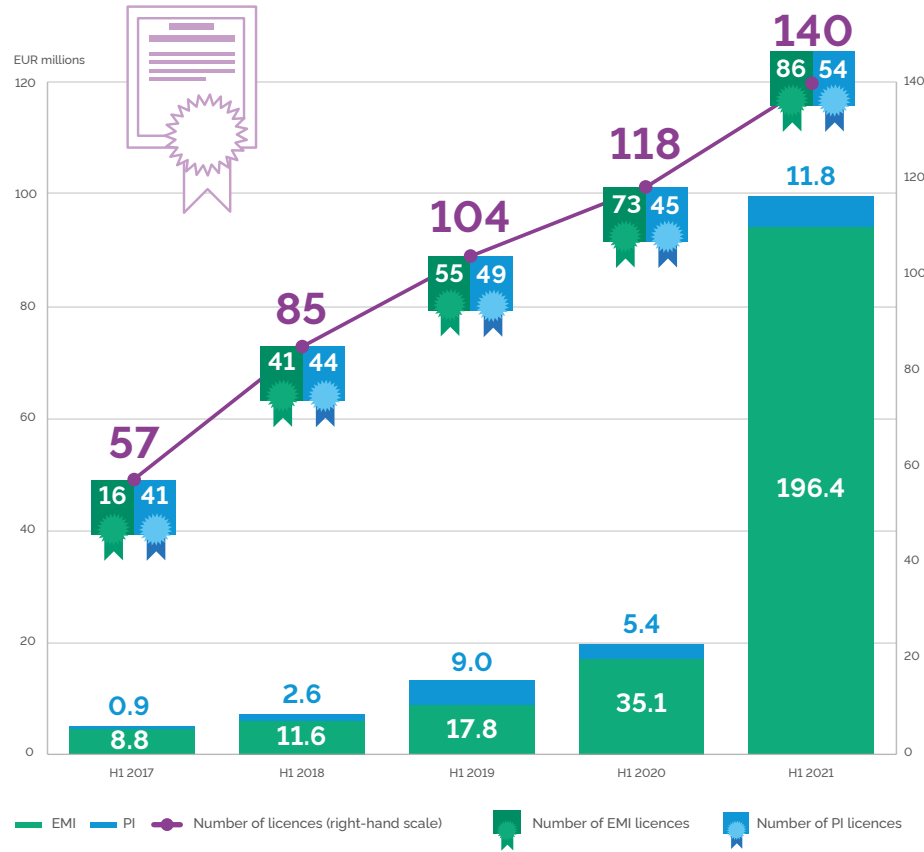


Demand deposits with EU credit institutions



The share of customer funds held with the Bank of Lithuania increased by 5 percentage points over the quarter.

EMI and PI income from licensed activities and number of licences



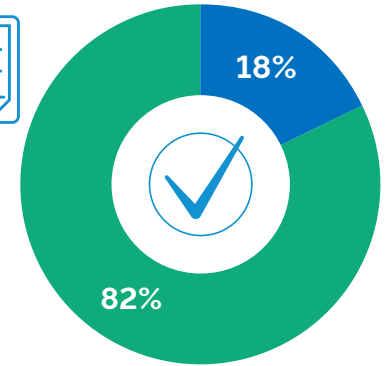
Source: Bank of Lithuania.



Income from licensed activities soared by 5.1 times year-on-year to €208.2 million.

Compliance with own funds requirements

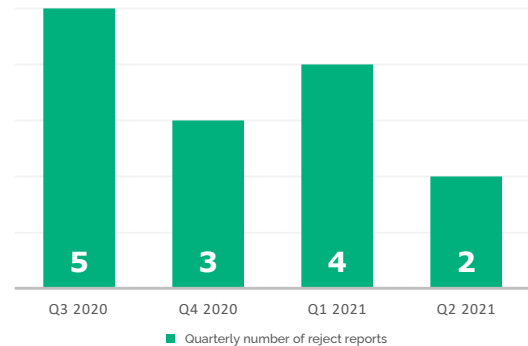
All EMIs and PIs complied with own funds requirements



■ Own funds ratio > 1.1 ■ Own funds ratio > 1 < 1.1



Reject reports (account closure or restriction notifications)



■ Quarterly number of reject reports

45 reject reports received since 2019



The data provided herein excludes the EMIs and PIs that only provide the payment initiation or account information service and/or only engage in the collection of fees for utilities or other services provided on a regular basis for household needs, in the collection of fines and/or other charges to public authorities, and in the payment of social benefits, and which are only required to submit annual reports instead of quarterly ones.