

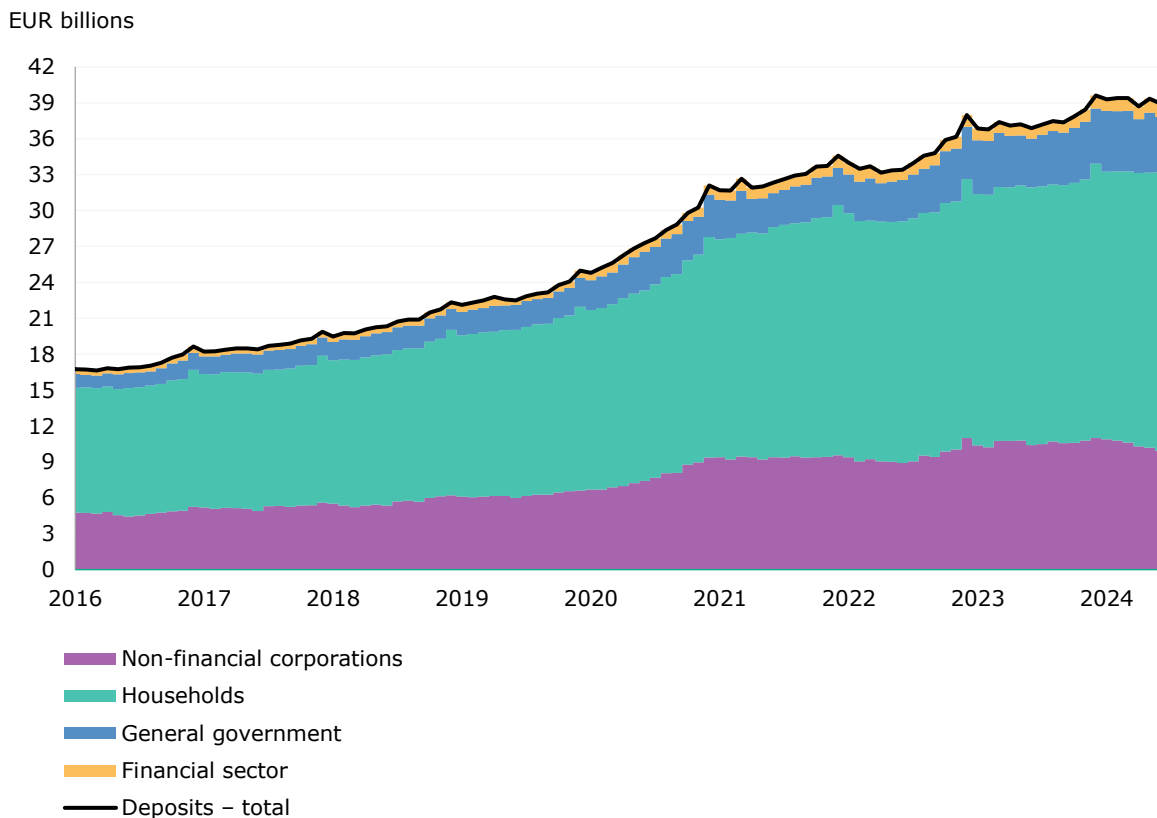
25/07/2024

## Despite declining interest rates on deposits, Lithuanian household deposits with agreed maturity rose by 1.2%

Today, Lietuvos bankas published the monetary financial institution (MFI) balance sheet and interest rate data for June 2024, which show that:

**deposits of Lithuanian residents with credit institutions** decreased<sup>1</sup> by €394.5 million, or 1.0% over the month (their annual growth rate<sup>2</sup> was 5.6%). Household deposits went up by €264.7 million, or 1.2%, while non-financial corporation deposits declined by €262.9 million, or 2.6% (their annual growth rates stood at 8.1% and -4.1% respectively). At the end of the month, household and non-financial corporation deposits amounted to €23.3 billion and €9.9 billion respectively. General government and financial sector<sup>3</sup> deposits decreased by €317.5 million and €78.7 million respectively in June, to stand at €4.6 billion and €1.1 billion respectively at the end of the month (see Chart 1);

Chart 1. Deposits of Lithuanian residents, excluding MFIs, with other MFIs (outstanding amounts, end-of-period)



Source: Lietuvos bankas.

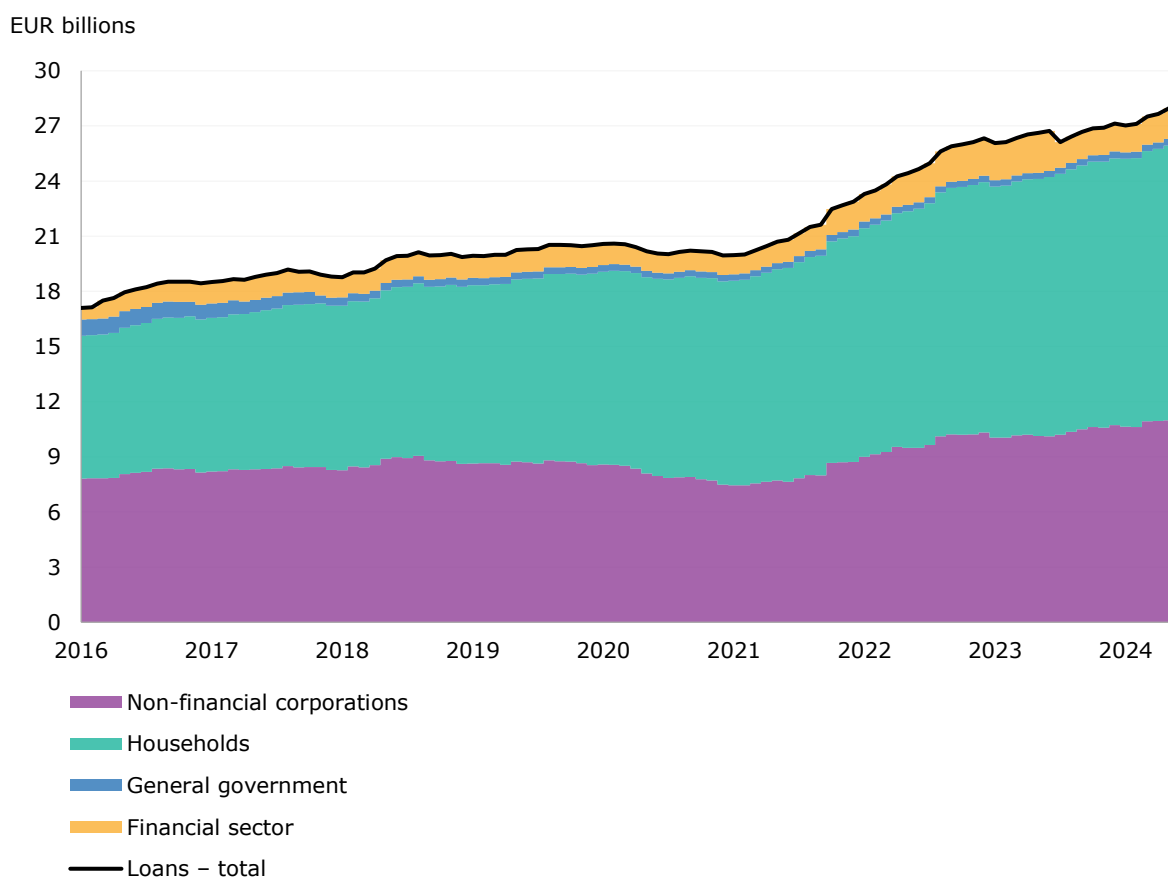
<sup>1</sup> Unless otherwise specified, monthly changes in euro are presented as transactions, i.e. calculated by taking the difference between end-of-month outstanding amounts and removing the effects of revaluation adjustments, exchange rate adjustments, loan write-offs and reclassifications.

<sup>2</sup> The annual growth rate is calculated as a percentage change in the base index of transaction-adjusted outstanding amounts over the year.

<sup>3</sup> The financial sector consists of Lithuania’s investment funds and other financial intermediaries, as well as insurance corporations and pension funds.

**overnight deposits of Lithuanian households held with credit institutions** rose by €183.4 million, or 1.2%, while those of **non-financial corporations** declined by €293.3 million, or 3.5%. At the end of the month, the outstanding amounts of overnight deposits of these sectors stood at €15.8 billion and €8.0 billion respectively. **Household and non-financial corporation deposits with agreed maturity held with credit institutions** increased by €85.3 million and €36.5 million, or 1.2% and 2.0% respectively over the month. The outstanding amounts of these deposits stood at €7.3 billion and €1.8 billion respectively; **loans granted by credit institutions to Lithuanian residents** increased by €273.5 million, or 1.0%, month on month (their annual growth rate was 5.7%). Loans to Lithuanian households and non-financial corporations went up by €125.1 million (0.8%) and €128.5 million (1.2%) respectively (their annual growth rates stood at 6.9% and 10.1% respectively). Loans to the financial sector and general government also increased: by €18.1 million and €1.8 million respectively. At the end of June 2024, loans to these sectors amounted to €15.1 billion, €11.1 billion, €1.7 billion and €365.3 million respectively (see Chart 2);

Chart 2. Loans granted by other MFIs to Lithuanian residents, excluding MFIs  
(outstanding amounts, end-of-period)

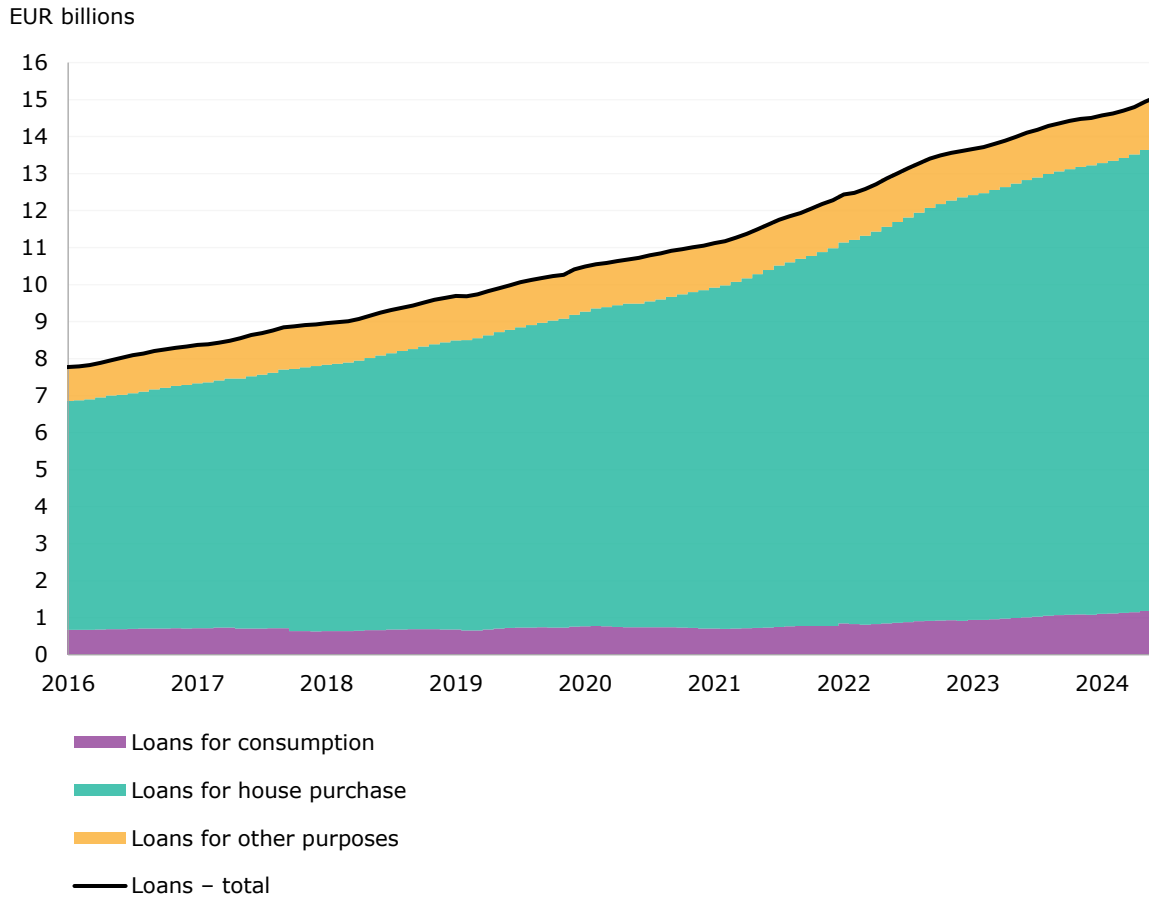


Source: Lietuvos bankas.

**loans to Lithuanian households for house purchase, consumption and other purposes granted by credit institutions** rose by €87.4 million (0.7%), €25.1 million (2.1%) and €12.6 million (1.0%) respectively over the month. The outstanding amounts of these loans

totalled €12.5 billion, €1.2 billion and €1.3 billion respectively (see Chart 3), and their annual growth rates stood at 6.1%, 21.7% and 3.0% respectively;

Chart 3. Loans granted by other MFIs to Lithuanian households  
(outstanding amounts, end-of-period)



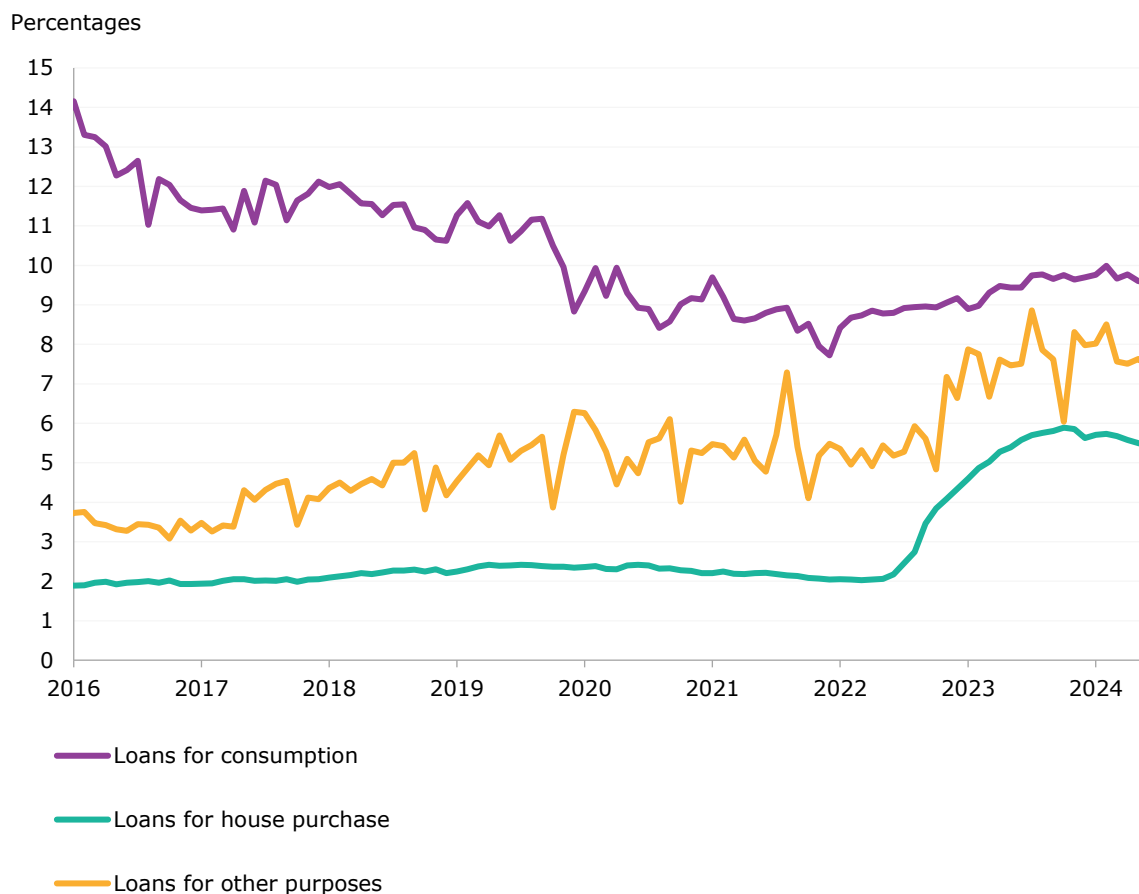
Source: Lietuvos bankas.

**interest rates<sup>4</sup> on new business of loans<sup>5</sup> granted to households by credit institutions** fell by 0.06 percentage points month on month to 6.59%. Interest rates on loans for house purchase, consumption and other purposes decreased by 0.06 percentage points, 0.01 percentage points and 0.20 percentage points respectively. In June 2024, interest rates on these loans comprised 5.44%, 9.59% and 7.43% respectively (see Chart 4);

<sup>4</sup> Weighted interest rates on new business during the reporting month, in percentages per annum.

<sup>5</sup> New business covers financial contracts that specify for the first time the interest rate on a loan or the deposit rate, and contracts for existing loans or deposits, which were renegotiated. New business does not cover revolving loans and overdrafts, as well as credit card debt. New business deposits do not cover automatic renegotiations of existing deposit contracts.

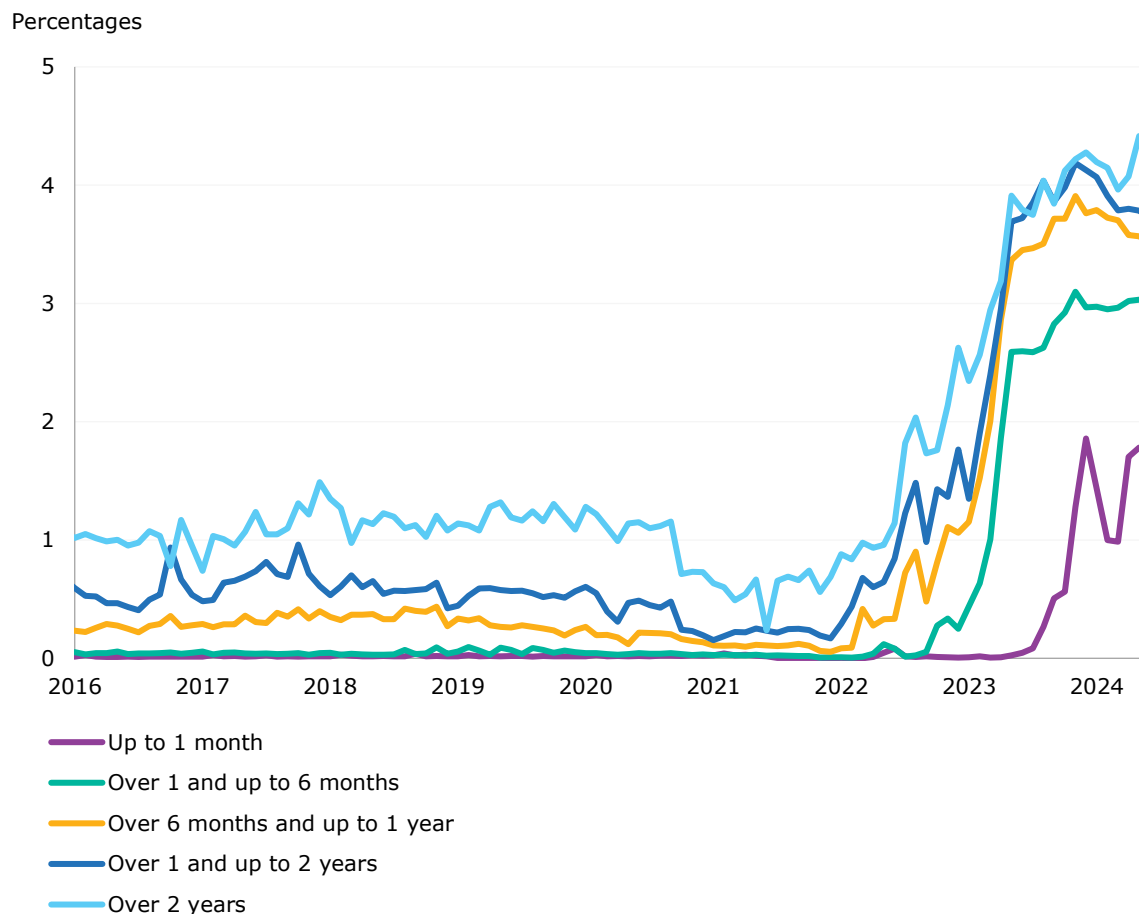
Chart 4. Interest rates on new business loans for households



Source: Lietuvos bankas.

**interest rates on new business of household deposits with agreed maturity held with credit institutions** decreased by 0.06 percentage points to 3.35%. Interest rates on deposits with agreed maturity of up to 1 month fell by 0.02 percentage points, interest rates on deposits of 1 to 6 months increased by 0.01 percentage points, while the rest (from 6 months to 1 year, from 1 to 2 years and from 2 year onwards) went down by 0.05, 0.06 and 0.19 percentage points respectively. Interest rates on these deposits comprised 1.76%, 3.04%, 3.52%, 3.72% and 4.23% respectively in June 2024 (see Chart 5).

Chart 5. Interest rates on new business deposits with agreed maturity of households



Source: Lietuvos bankas.

Detailed data on MFI assets and liabilities is available on Lietuvos bankas' website under [MFI balance sheet and monetary statistics](#).

Detailed data on MFI interest rates is available on Lietuvos bankas' website under [MFI interest rate statistics](#).

Use the [My Data Sets](#) tool to create your own data sets, which are saved in your account and automatically updated as soon as they are published.