



FA SOLUTIONS

LBCCHAIN PROGRESS: MIDWAY TO SUCCESS

9.9.19
Vilnius,
Lithuania

Hannes Helenius, Muhammad Sulaiman,
Oliver Syvanen





AGENDA

01

FA SOLUTIONS & FA
PLATFORM

02


BLOCK CHAIN PROJECT

03

DEMONSTRATION


04

DISCUSSION AND QUESTIONS



01

FA SOLUTIONS & FA PLATFORM



FA SOLUTIONS

Portfolio Allocation Bank statement Capital gains current year Performance 12m Profits 6m

Colin Customer (010180-1238) 26.2.2018 New report Help

Security (ISIN code) Currenc Share % Amount PP/unit Purchase value MPrice Market val. Change Change %

Selected portfolios
Colin Customer (010180-1238)
Colin Customer - Investment portfolio (123)

Stock

- ABB Ltd CH0012221716 CHF 8,88 % 3 941 8,64 34 040,45 5,57 21 940,94 -12 099,51 -35,54 %
- Apple Inc. US0378331005 USD 5,04 % 1 000 12,20 12 200,00 12,74 12 740,00 540,00 4,43 %
- Ericsson AB B SE0000108656 SEK 9,50 % 10 210,44 2 104,35 213,64 2 136,56 32,01 1,52 %
- Finnair Oyj FI0009003230 EUR 9,50 % 314 37,52 11 281,17 76,51 24 033,30 12 242,03 103,91 %
- Microsoft Corp US5949181045 USD 4,60 % 2 480 4,57 11 329,21 4,68 11 618,80 289,59 2,56 %
- Nokia Oyj FI0009000681 EUR 15,18 % 130 287,92 37 430,17 295,16 38 370,80 940,63 2,51 %

Mutual fund

- Danske Invest Norden DK0060188829 DKK 14,32 % 1 500 23,57 35 360,75 24,14 36 214,02 853,27 2,41 %
- FA Equity + A GWFAEQUTYA EUR 4,85 % 1 000 9,94 9 941,34 12,26 12 264,30 2 322,96 23,37 %
- Goldman Sachs India Equity LU1186608466 SEK 4,31 % 100 000 13,42 13 424,23 10,91 10 905,77 -2 518,48 -18,76 %
- 4.5% Norwegian Government Bond (2019) NO0010429913 NOK 0,16 % 500 0,80 398,56 0,80 398,56 0,00 0,00 %
- Seed&Ltd 10/15 6.50% NO0010589492 USD 0,16 % 500 0,80 398,56 0,80 398,56 0,00 0,00 %

EUR USD FUTURE EXP AUG 2017 US1215151515 USD 79,54 % 200 535,74 200 535,74

RES TOTAL 200 535,74

RES TOTAL INC. ACCRUED INTEREST 200 535,74

Transactions

Transaction dt	Settlement dt	No.	Type	Security	Currency	Status	Unit price (ref.)	Trade amount	Market place	Cur
02.02.2018		148	Buy	Apple Inc.	USD		166,67	1 000,00	813,39	USD
02.02.2018		147	Fund subscript	FA Equity + A	EUR		105,07	1 000,00	1 000,00	EUR
02.02.2018		146	Fund subscript	Danske Invest I	DKK		181,63	7 447,00	1 000,00	DKK
02.02.2018		140	Withdrawal	EUR Account	EUR		1,00	10 000,00	10 000,00	EUR
02.2018	19.02.2018	52	Buy	Amer Sports	USD		25,49	50,80	50,80	Helvinkil Stock
02.2018	15.02.2018	51	Sell	Nokia Oyj	EUR		4,52	13 569,00	13 569,00	Euroclear Finla
02.2018		50	Buy	Nokia Oyj	EUR		4,52	13 704,69	13 704,69	Euroclear Finla
02.2018		49	Deposit	EUR Account	EUR		1,00	10 000,00	10 000,00	EUR
02.2018		48	Buy	ABB Ltd	CHF		23,04	115,20	100,00	CHF
02.2018		47	Buy	Amer Sports	USD		22,43	112,15	112,15	USD
02.2018		46	Buy open (FWD)	EUR USD FUTU	USD		0,94	490,00	395,81	USD
02.2018		45	Deposit	EUR Account	EUR		1,00	10 000,00	10 000,00	EUR
02.2018		44	Deposit	EUR Account	EUR		1,00	1 000,00	1 000,00	EUR
02.2018		43	Deposit	EUR Account	EUR		1,00	1 000,00	1 000,00	EUR

iPad

FA SOLUTIONS

Colin Customer Investment portfolio

PERFORMANCE

Date range 1w 1m 3m 6m YTD 1y All

ALLOCATION BY SECURITY TYPE

Future: 0.16%
Bond: 16.50%
Mutual fund: 19.15%
Currency: 20.42%

Asset Management

Performance

Date range 1w 3m 6m YTD

Profits

Name	TWR 1M	TWR 3M	TWR 6M
Stock	5.30%	3.52%	0.04%
Bond	0.09%	0.62%	-1.87%
Fund	0.79%	2.23%	-1.11%
Currency	0.02%	0.08%	-0.41%
Total	7.00%	5.53%	-2.40%

FA SOLUTIONS

Colin Customer Investment portfolio

PERFORMANCE

Date range 1w 1m 3m 6m YTD 1y All

ALLOCATION BY SECURITY TYPE

Future: 0.16%
Bond: 16.50%
Mutual fund: 19.15%
Currency: 20.42%

PORTFOLIO OVERVIEW. YOU CAN BUY/SELL BY CLICKING THE SECURITY.

Title	Amount	MPrice	Purchase value	Market val.	Change %	Share %	Security country
Bond			46 348,30	41 783,49		16,53 %	
4.5% Norwegian Government Bond (2019)	100 000	10,91	13 424,23	10 905,77	-18,76 %	4,31 %	Norway
Seed&Ltd 10/15 6.50%	38 000	81,26	32 924,05	30 877,72	-6,22 %	12,21 %	Norway
Mutual fund			45 302,09	48 478,32		19,18 %	
Danske Invest Norden	1 500	24,14	35 360,75	36 214,02	2,41 %	14,32 %	Denmark
Goldman Sachs India Equity	1 000	12,26	9 941,34	12 264,30	23,37 %	4,85 %	United States
Future			398,56	398,56		0,16 %	
EUR USD FUTURE EXP AUG 2017	500	0,80	398,56	398,56	0,00 %	0,16 %	
Stock			108 885,35	110 830,10		43,84 %	



PUBLIC REFERENCES

93% of our clients will strongly recommend us



Realized benefits for our clients

1. Cost savings
2. Streamlined operations
3. Our clients are growing companies by the number of assets and customers

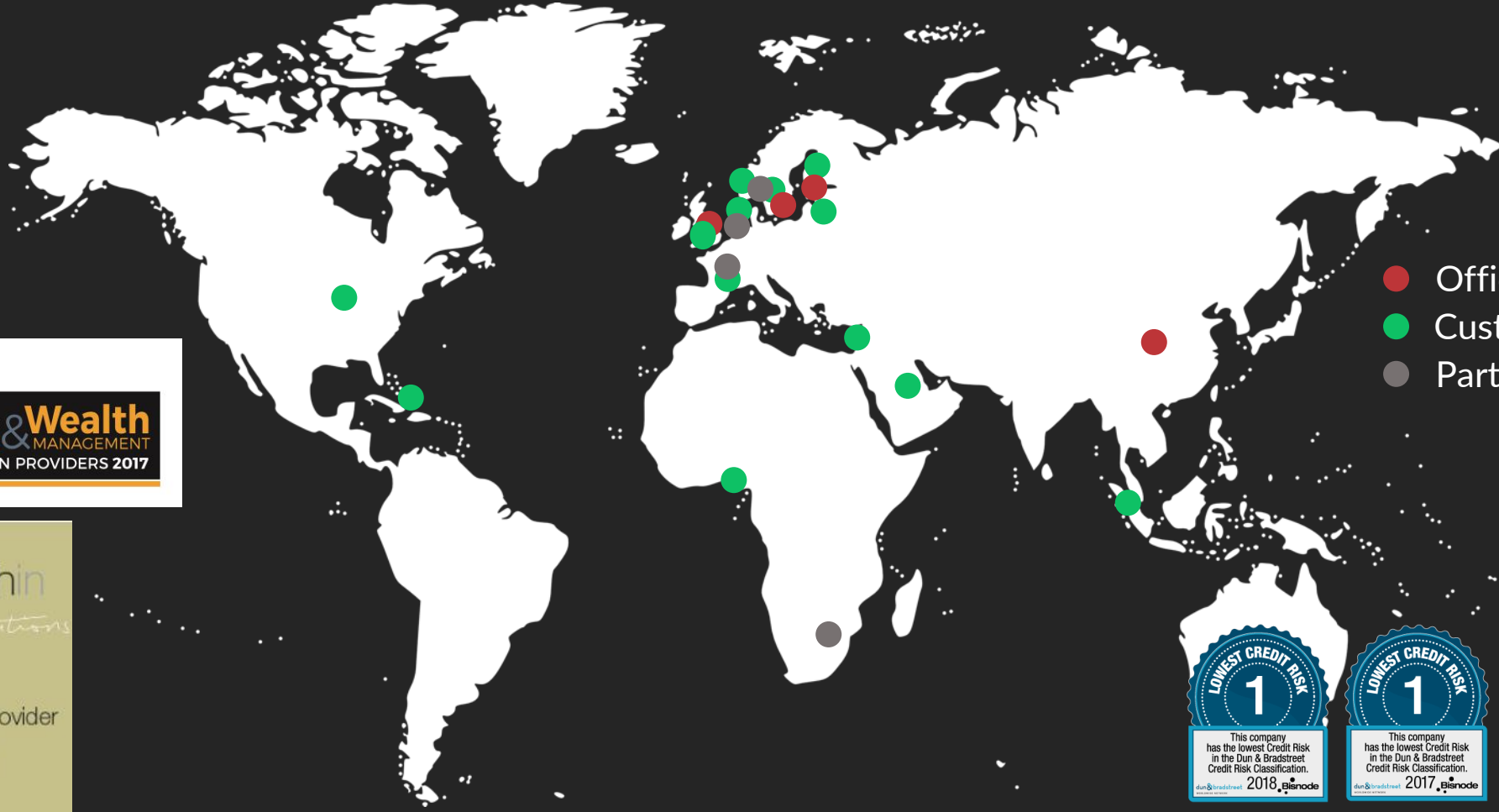
“We’re able to minimize manual reporting and calculation work with FA.”

– Ken Söhrman, FCG Founder

For more references, visit our [references](#) page



FA Solutions was founded in 1999 and by the year 2018 we have successfully expanded in Northern European, Central European, Middle Eastern, African and Asian markets. We're the leading provider of Asset Management software solutions in Northern Europe and keep growing continuously.



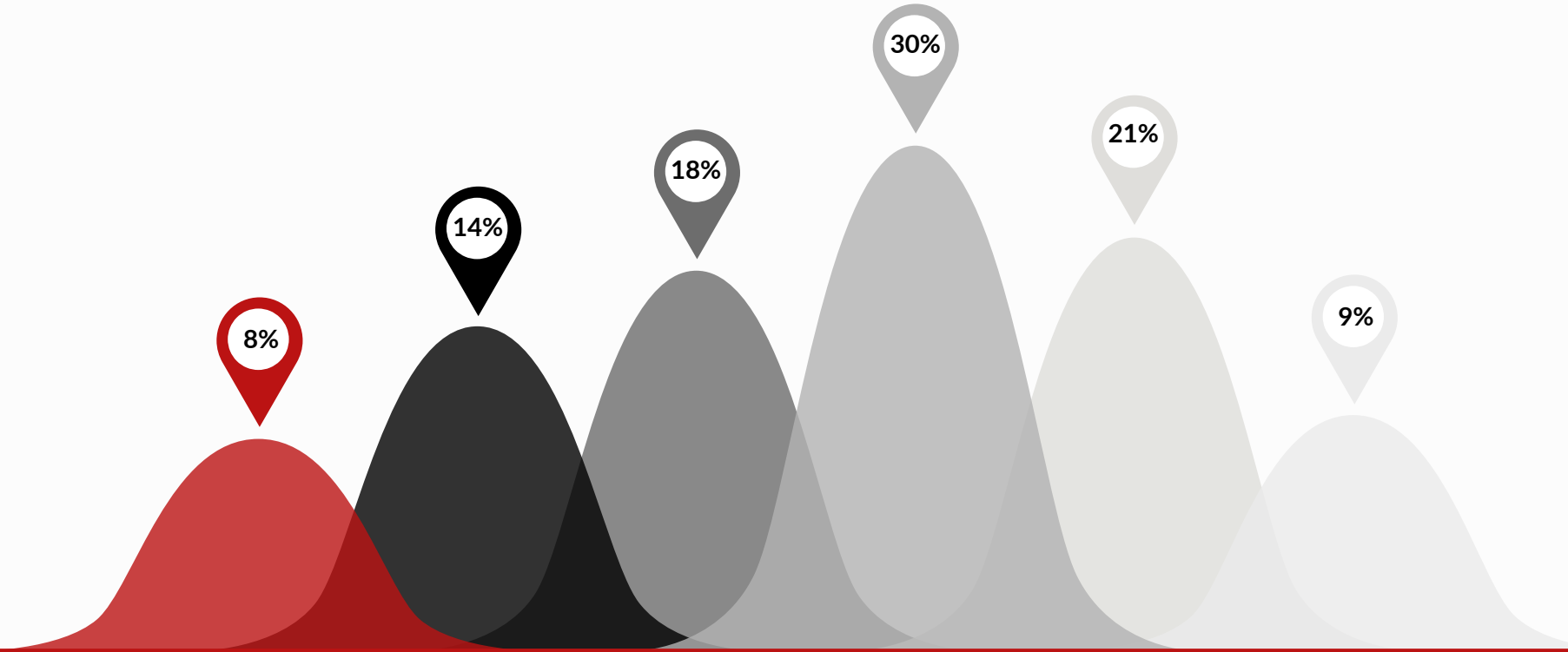
- Office
- Customer
- Partner






BUSINESSES SERVED WITH FA PLATFORM

We serve 70 clients in 4 continents. Our clientele distributes to different industries as follows:



- Financial Advisors: IFA, RIA
- Institutional investors: Governmental, Foundations
- Fund Managers: Mutual, AIF, RE
- Asset Managers: Discretionary, Robo Advisors
- Family Offices: Single, Multi
- Financial Product Issuers

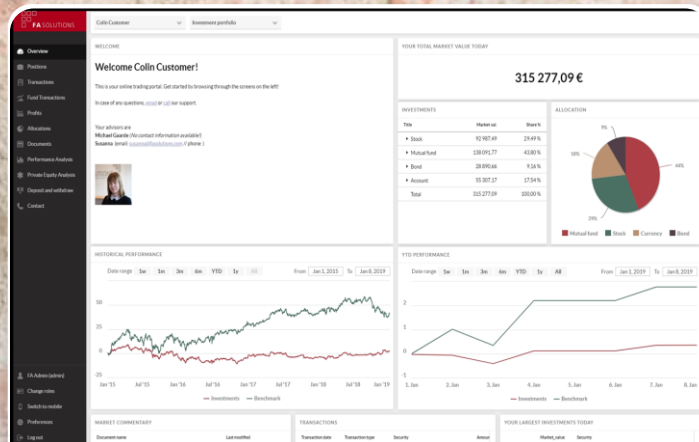


FA PLATFORM



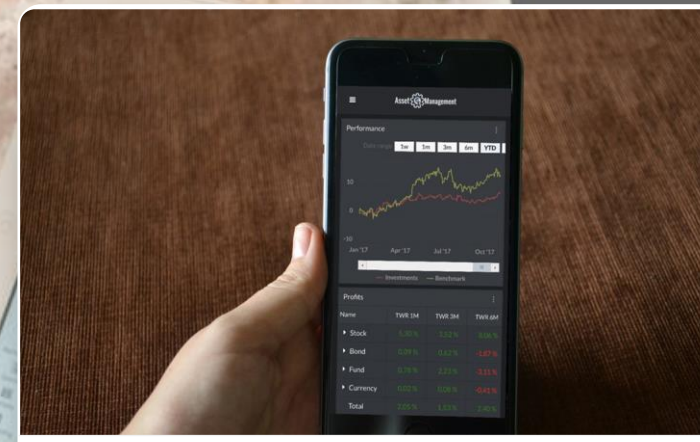
FA BACK

- | | |
|----------------------|-------------------------|
| PORTFOLIO MANAGEMENT | MARKET PRICES |
| SECURITIES | MODEL PORTFOLIO MGMT |
| TRANSACTIONS | PAYMENTS |
| FUND MANAGEMENT | RECONCILIATION |
| ACCOUNTING | REPORTING |
| AUDIT TRAIL | SETTLEMENTS |
| COMPLIANCE | TASK MANAGEMENT |
| CORPORATE ACTIONS | TAX REPORTING |
| DOCUMENT MANAGEMENT | TRADE ORDER MANAGEMENT |
| FEE CALCULATIONS | TRADING CONNECTIONS |
| INSTRUMENT DATA | TRANSACTION AGGREGATION |



FA FRONT

- ANALYTICS
- CRM
- KYC
- PROSPECT HANDLING
- SALES PROCESS
- TASK MANAGEMENT
- TRADING



FA ONLINE/FA APP

- AUTHENTICATION
- KYC/RISK PROFILING
- PORTFOLIO DETAILS
- INVESTMENT ANALYSIS
- DOCUMENT BANK
- TRADING

FA PLATFORM – VARIETY OF USERS, MULTIPLE FUNCTIONALITIES, ONE SOFTWARE

Back Office functions
Middle Office functions
Fund Administration
Compliance
System Admin, IT

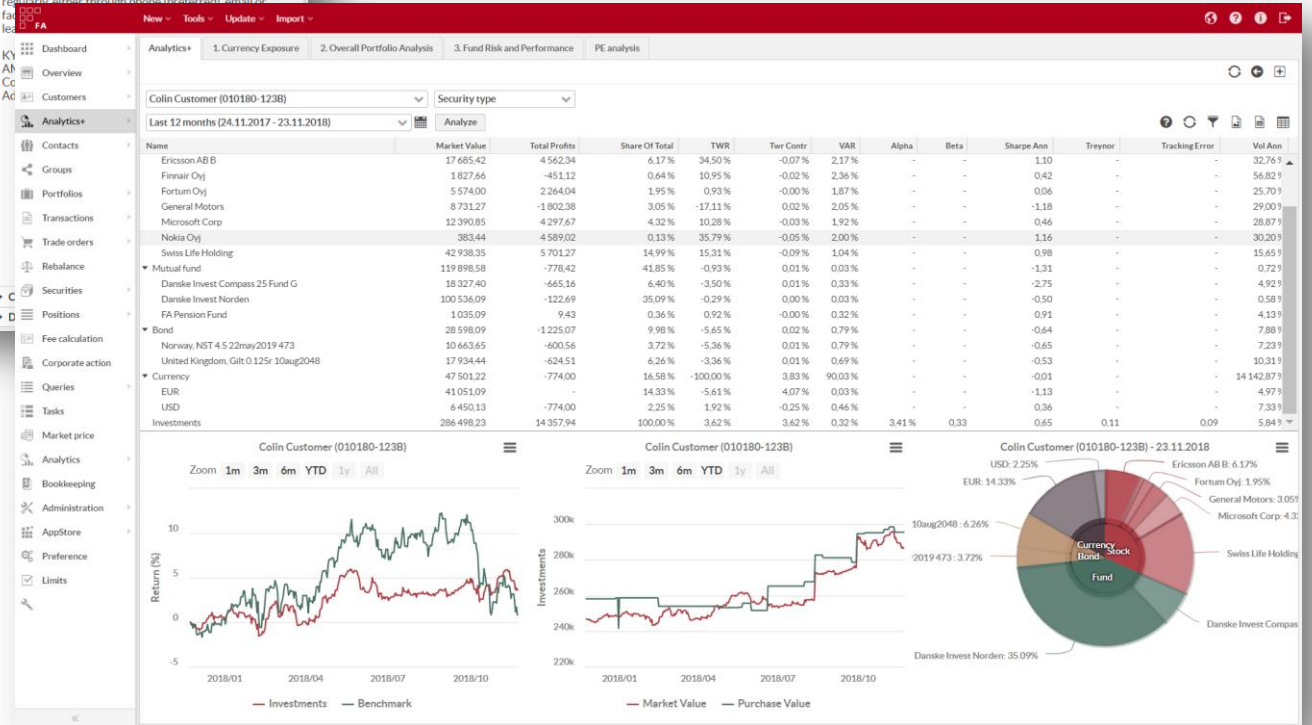
Front Office functions, such as
 - Financial Advisor, Private Banker, Product Sales
 - Portfolio Manager, Portfolio Analyst
 - Top Management
 - Call Center

Customers
 - Investors, Retail Customers
 - Owners, Stakeholders

FA Back

Security	Currency	Share	Purchase value	Remaining ct	Amount	PP/unit	MPrice	Market val.	Change %	Accr.
SECURITIES										
Stock										
Nordea Bank AB	EUR	31.61%	96 267.59	0.00				90 500.34	-5.99%	
ABB Ltd	CHF	0.03%	2 000.00	0.00	10	200.00	9.46	94.55	-95.27%	
Ericsson AB B	SEK	0.31%	994.76	0.00	50	19.90	17.50	874.80	-12.06%	
Finnair Oyj	EUR	6.18%	24 598.18	0.00	2 500	9.84	7.07	17 685.42	-28.10%	
Finnair Oyj	EUR	0.64%	1 548.78	0.00	249	6.22	7.34	1 827.66	18.01%	
Fortum Oyj	EUR	1.95%	5 502.00	0.00	300	18.34	18.58	5 574.00	1.31%	
General Motors	USD	3.05%	10 533.65	0.00	280	37.62	31.18	8 731.27	-17.11%	
Microsoft Corp	USD	4.33%	13 241.77	0.00	137	96.66	90.44	12 390.85	-6.43%	
Nokia Oyj	EUR	0.13%	418.28	0.00	80	5.23	4.79	383.44	-8.33%	
Swiss Life Holding	CHF	15.00%	37 430.17	0.00	130	287.92	330.30			
Mutual fund										
Danske Invest Compass 25 EUR	EUR	41.88%	119 804.51	0.00						
Danske Invest Norden	DKK	6.40%	18 992.56	0.00	10 000	1.90	1.83			
Danske Invest Norden	DKK	35.12%	99 786.29	0.00	4 173	23.91	24.09			
FA Pension Fund	EUR	0.36%	1 025.66	0.00	1 000	1.03	1.04			
Bond										
Norway NST 4.5 22may20 NOK	NOK	9.91%	31 983.16	0.00				28 364.34	-11.31%	
Norway NST 4.5 22may20 NOK	NOK	3.64%	13 424.25	0.00	100 000	13.42	10.43	10 429.94	-22.31%	
United Kingdom, Gilt 0.125r 2048	GBP	6.26%	18 558.91	0.00	100	185.59	179.34	17 934.40	-3.37%	

Back Office functions
 Middle Office functions
 Front Office functions
 Fund Administration
 Compliance
 System Admin, IT





FA Front – Versatile White Label Portal

FA Front | Colin Customer | Investment portfolio | MO: First day of the month

- Status
- Overview
- Transactions
- Trading
- Profits
- Allocations
- Visualizations (Interact.)
- Documents
- Contact

FA SOLUTIONS

Todays value
EUR 1 717 198

Net deposit: EUR 1 483 319 | Net return: EUR 233 879

Return
EUR 4 621 ▲
Last day

EUR 6 052 (Last week) | EUR 148 479 (Last month) | EUR 270 932 (Year to date)

Return
0,27 % ▲
Last day

0,35 % (Last week) | 9,46 % (Last month) | 18,73 % (Year to date)

DEPOSIT MONEY | UPDATE PROFILE

FA Front | Colin Customer | All portfolios | YO: Current year

PERFORMANCE

Date range: 1w, 1m, 3m, 6m, YTD, 1y, All | From: Jan 1, 2019 | To: May 12, 2019

Line chart showing performance of Investments (black line) and Benchmark (red line) from Jan 14 to May 6. The benchmark shows a steady upward trend, while investments fluctuate around a lower level.

ALLOCATION BY SECURITY TYPE

Pie chart showing the distribution of assets:

- Private Equity: 45.18%
- Stock: 22.78%
- Property: 10.58%
- Mutual fund: 8.12%
- Currency: 7.50%
- Bond: 5.85%
- FX Contract: 0.00%

POSITIONS

Name	Share Of Parent	TWR	Market Value
Stock	22.79 %	14.46 %	697,831.70
ABB Ltd	0.12 %	2.44 %	850.94
Apple Inc.	48.55 %	27.47 %	338,812.93
Ericsson AB B	2.94 %	6.74 %	20,485.01
Finnair Oyj	0.25 %	-2.40 %	1,721.84
Fiskars Oyj Abp	0.00 %	-1.68 %	0.00
Fortum Oyj	35.75 %	0.00 %	249,490.00
General Motors	2.71 %	15.69 %	18,881.11
Metso Oyj	0.00 %	-16.87 %	0.00

MARKET COMMENTARY

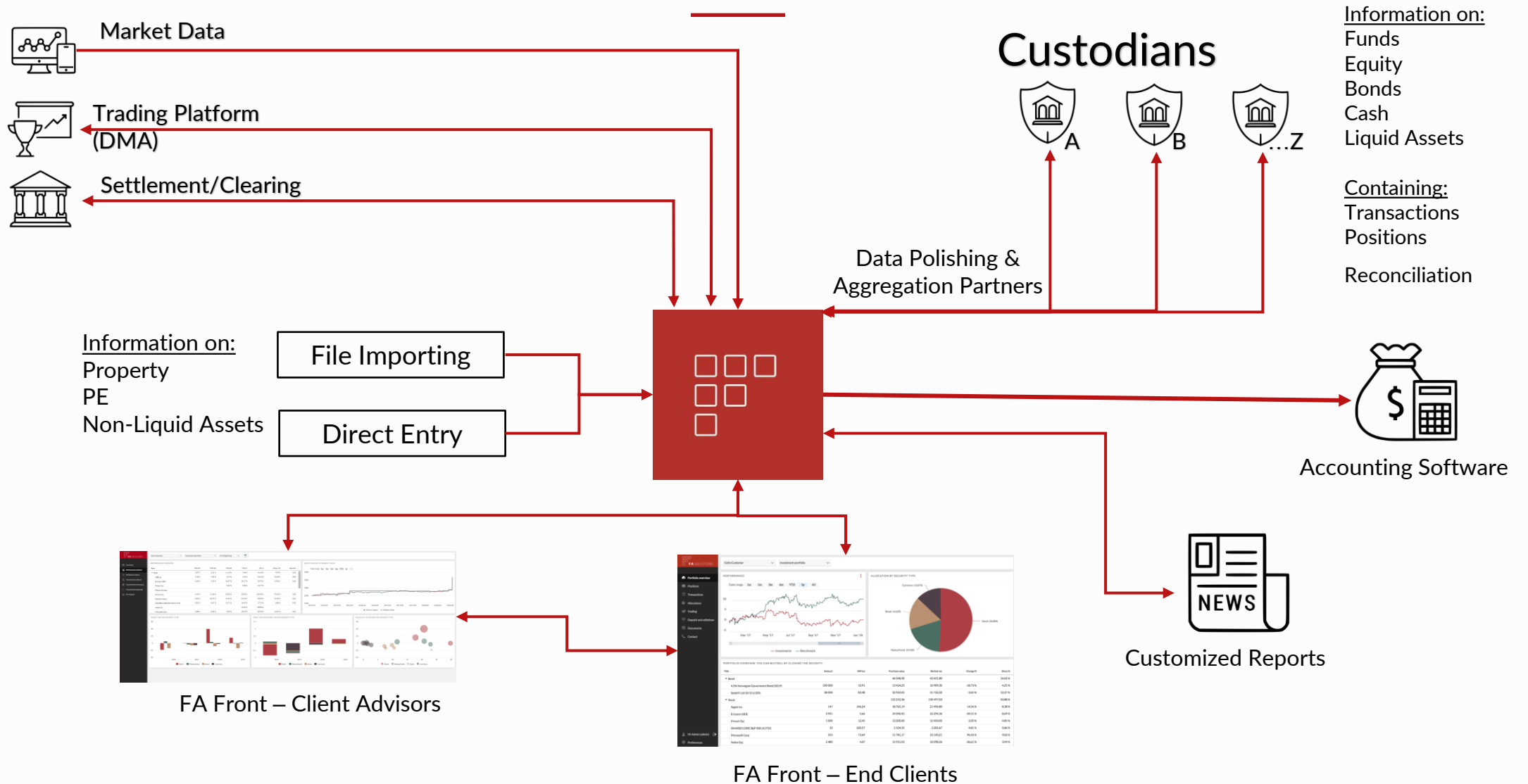
Document name	Last modified
Simulation_portfolio_transactions.csv	3 months ago
Blackrock - Investment Directions.pdf	2 years ago
Blackrock - Fixed income strategy.pdf	2 years ago
Morgan Stanley - On the Markets.pdf	2 years ago
Goldman Sachs - Global Fixed Income Weekly.pdf	2 years ago


Tailor Made Environment for

- End Clients
- Customer Onboarding
- Front Office
- Financial Advisors
- Private Bankers
- Product Sales
- Top Management
- Call Center



TYPICAL ARCHITECTURE





BLOCK CHAIN PROJECT



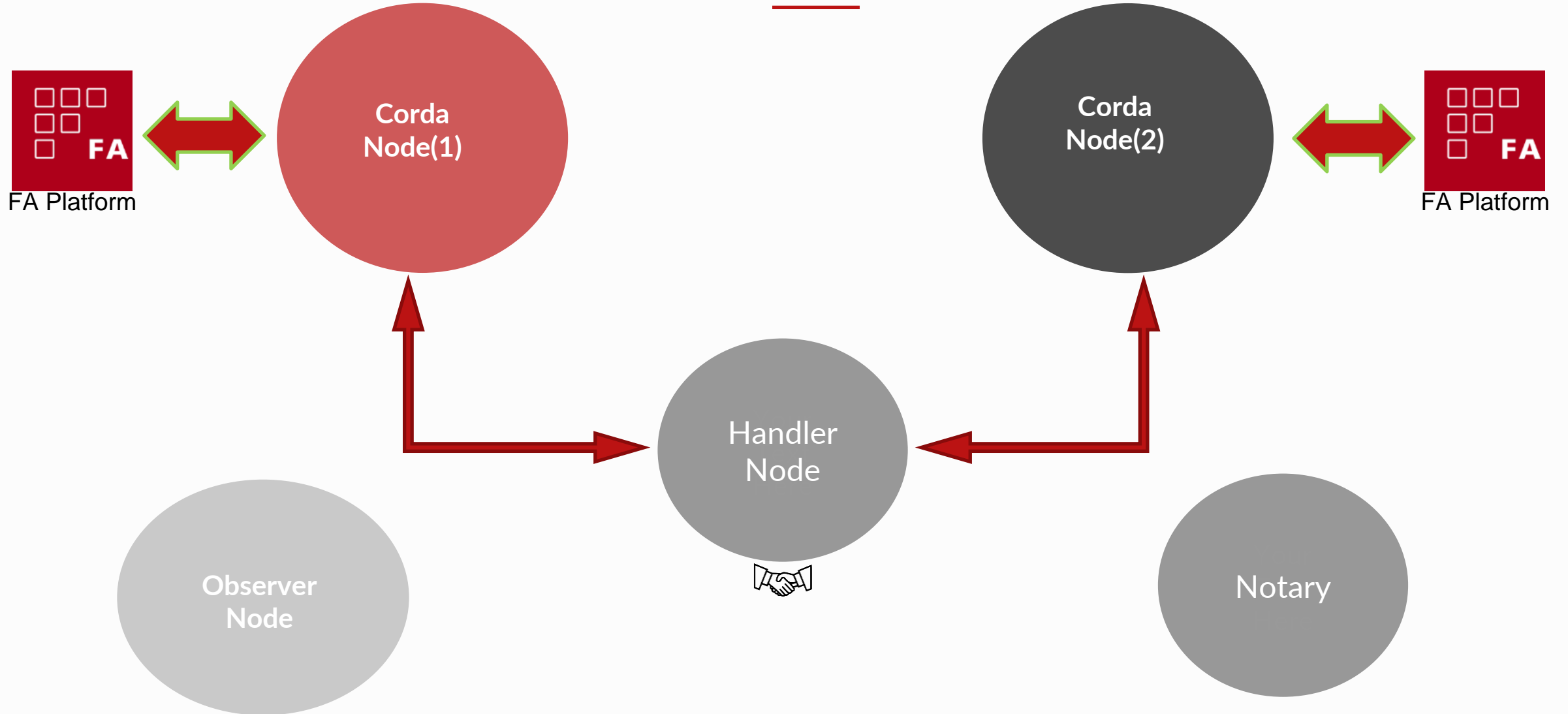
INTRODUCTION



Secure and automated solution for trading non-listed securities. To facilitate the secure and efficient exchange of transaction information. Trades are agreed using a smart contract technology enabling a single truth of ownership of securities. Thus, the shareholder registry is maintained within the network.



Project Overview

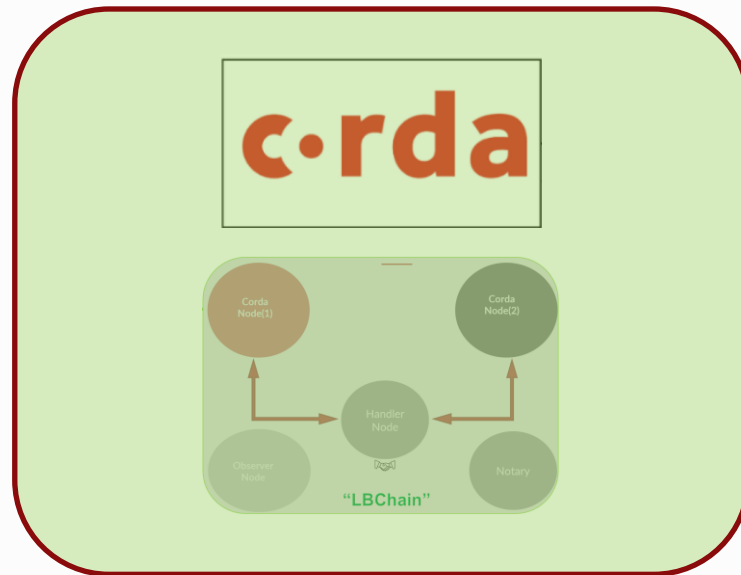





Structure

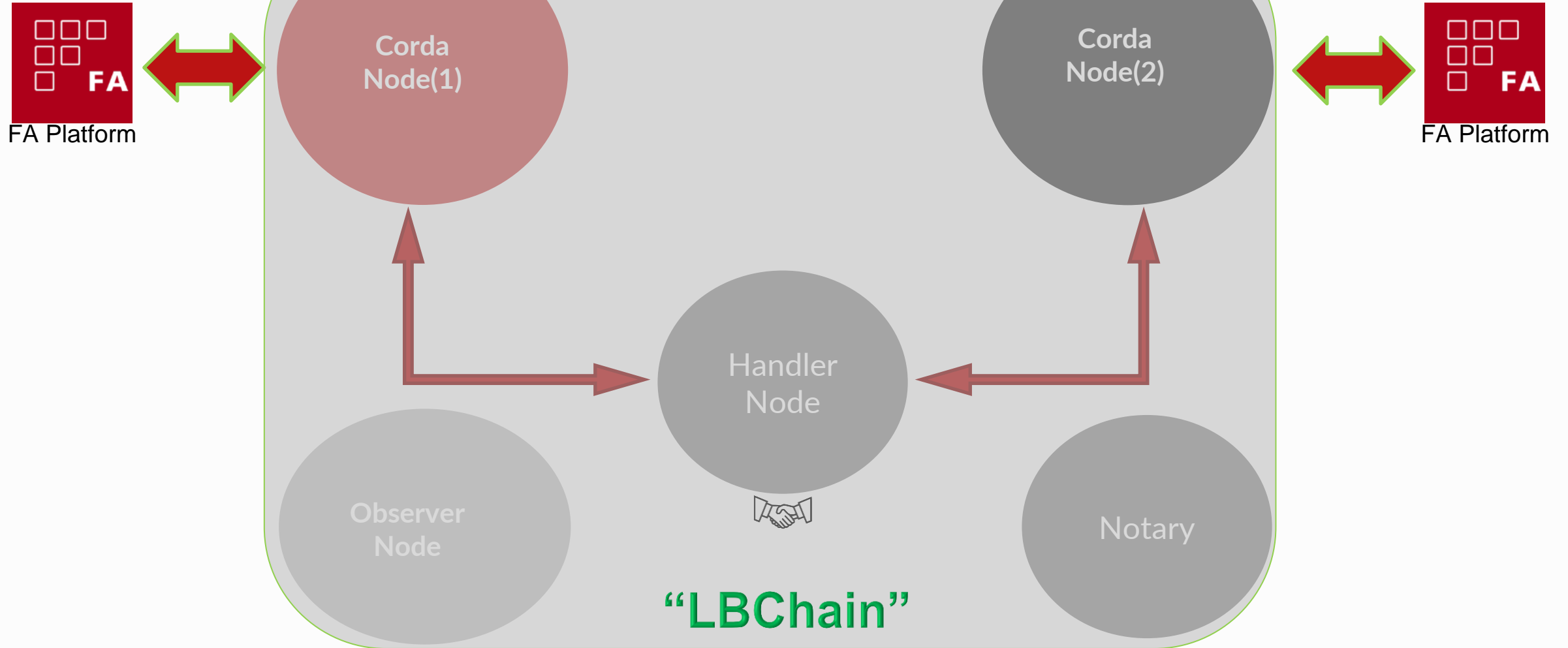


FA Platform



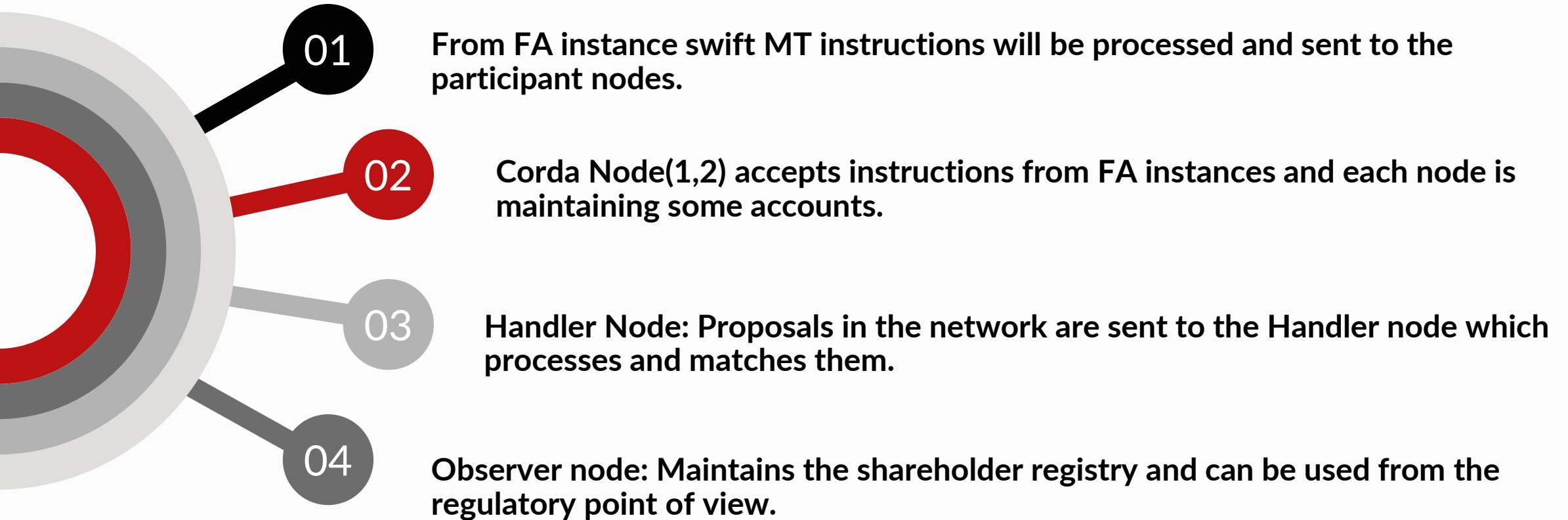


Structure



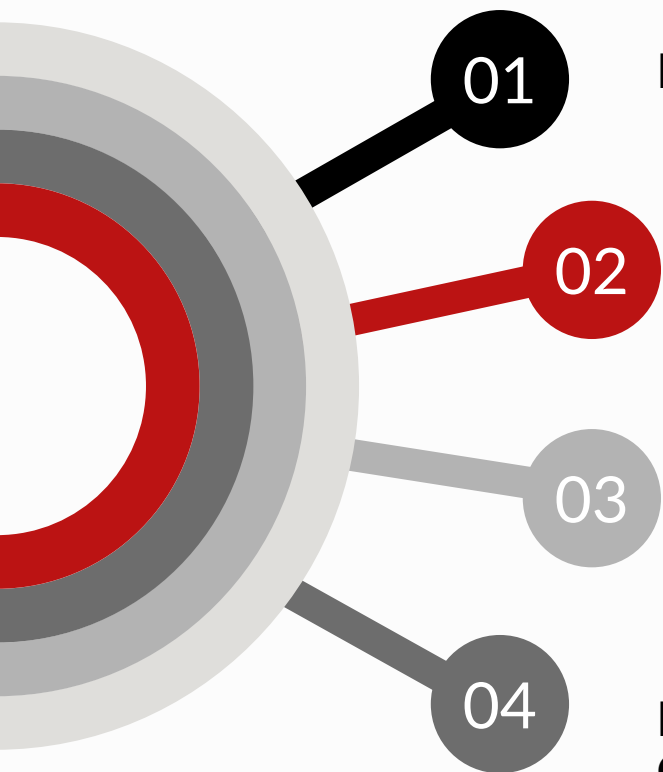


Project Flow





Project Flow



Flows:

- Issue Trade Flow
- Proposal Flow
- Transfer Flow

Matching Algorithm: Accept a proposal from a participant node, Check ownership and look for a counter proposal. If there exist a counter proposal. It will match them and issue trades to both the participant nodes. Otherwise, It will keep the proposal and lock the trade.



Observer (Regulatory): Maintains the shareholder registry. Can be used from regulatory point-of-view to see who owns what.

Inputs: Parsing SWIFT messages to Corda inputs.

Outputs: Converting Corda outputs to SWIFT.



Actions

-  Issue a Trade
-  Propose a Trade
-  Transfer a Trade Flow

Trades

Proposals

Name

Account

Quantity

Unit Price

Status




TRADE ORDER WINDOW IN FA

Trade order window in FA interface. The window is titled "Trade order" and contains various input fields and dropdown menus for creating a trade order.

Fields include:

- Portfolio (dropdown)
- Security (dropdown)
- Transaction type (dropdown)
- Transaction date (calendar icon)
- Trade time (input)
- Exp. / Settl. date (calendar icon)
- Unit price (input)
- Amount (input: 0) x Unit price (input: 0) = Total Price (input: 0.00)
- Tax (dropdown: Tax, input: 0.00)
- Reference (input)
- Counter (dropdown)
- Market place (dropdown)
- External ID (input)
- Settlement place (dropdown)
- Priority (input: 0)
- Date (calendar icon)
- Booked transaction (calendar icon)
- Booked FX rate (input: 1)
- Second security (dropdown)
- Basetype (dropdown: Stock)
- Account (dropdown: No account)
- Status (dropdown: Open)
- Hidden (checkbox)
- Internal info (text area)
- Tag: Infront (dropdown)
- Tag: Order type (dropdown)
- Tag: Compliance (dropdown)
- Other tags (input)

Buttons at the bottom: Cancel, ? (help), i (info), Save & new (copy), Save & new, Save, Save & close.



FA SOLUTIONS



THANK YOU

QUESTIONS?

Email: oliver@fasolutions.com

The contents of this document and its attachments are for the use of the intended recipient only, and are confidential and may contain confidential information which may fall under duty of non-disclosure. If you are not the intended recipient or have otherwise received the document in error, please notify the sender immediately and delete the document and its attachments from your system and note that you may not use, capitalize, disseminate, distribute, copy or print the document or its attachments or the information they contain. FA Solutions Oy cannot guarantee that the information sent by this document is received unchanged and error-free. FA Solutions Oy is not liable for any direct or indirect losses or damages arising out of receipt or use of document containing changed or erroneous information.