

28 October 2009

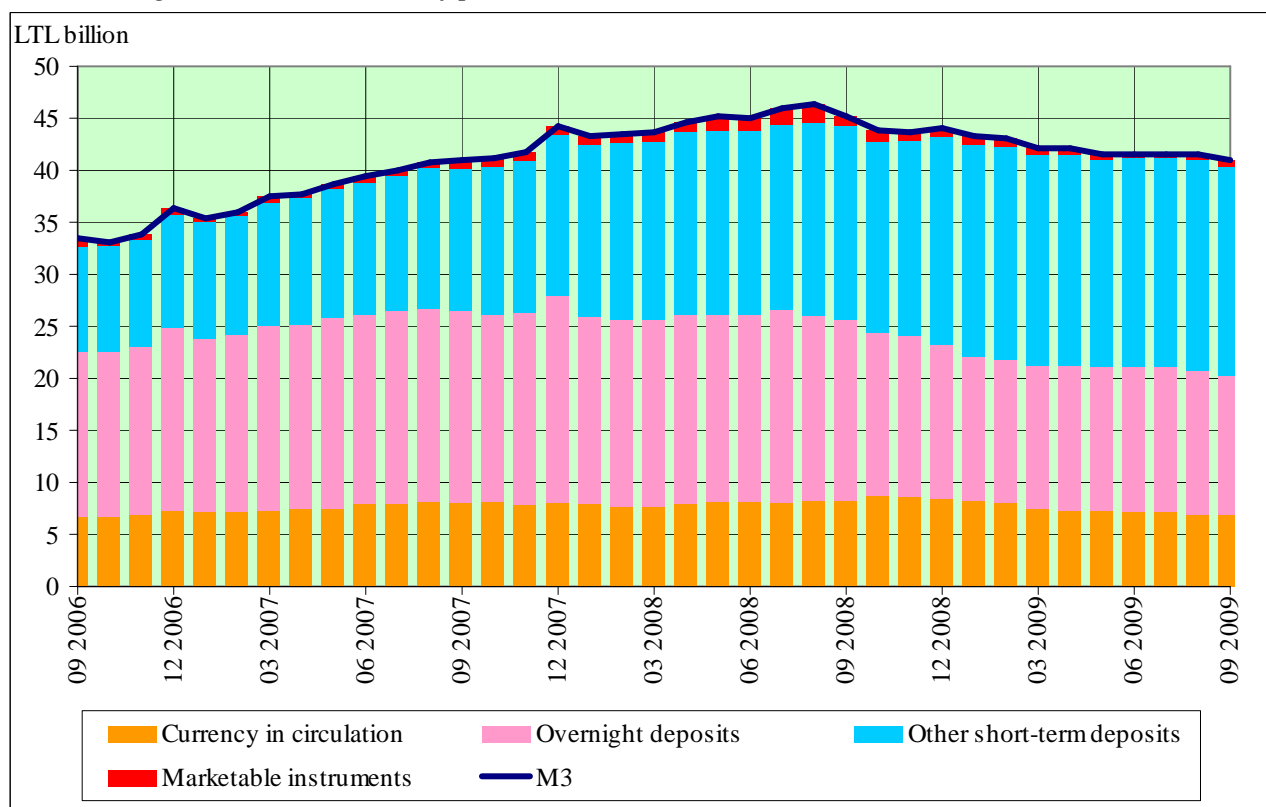
MONETARY SURVEY AND BALANCE SHEET OF OTHER MFIs, SEPTEMBER 2009

A contraction in all monetary aggregates was observed in September 2009: M1 shrank by LTL 659.3 million, M2 by LTL 589.4 million, and M3 by LTL 589.1 million. Over the year, M1, M2 and M3 went down by 21.4%, 8.4% and 9.3% respectively and amounted to LTL 20.1 billion, LTL 40.4 billion and LTL 41.0 billion at the end of the month.

The contraction in M3 in September was due to the fact that overnight deposits shrank by LTL 530.6 million, currency in circulation by LTL 128.7 million, and debt securities issued up to 2 years by LTL 53.0 million. However, an increase in deposits with agreed maturity of up to 2 years increased M3 by LTL 67.2 million, repurchase agreements by LTL 53.3 million, and deposits redeemable at notice of up to 3 months by LTL 2.8 million.

Monetary aggregate M3 and its components

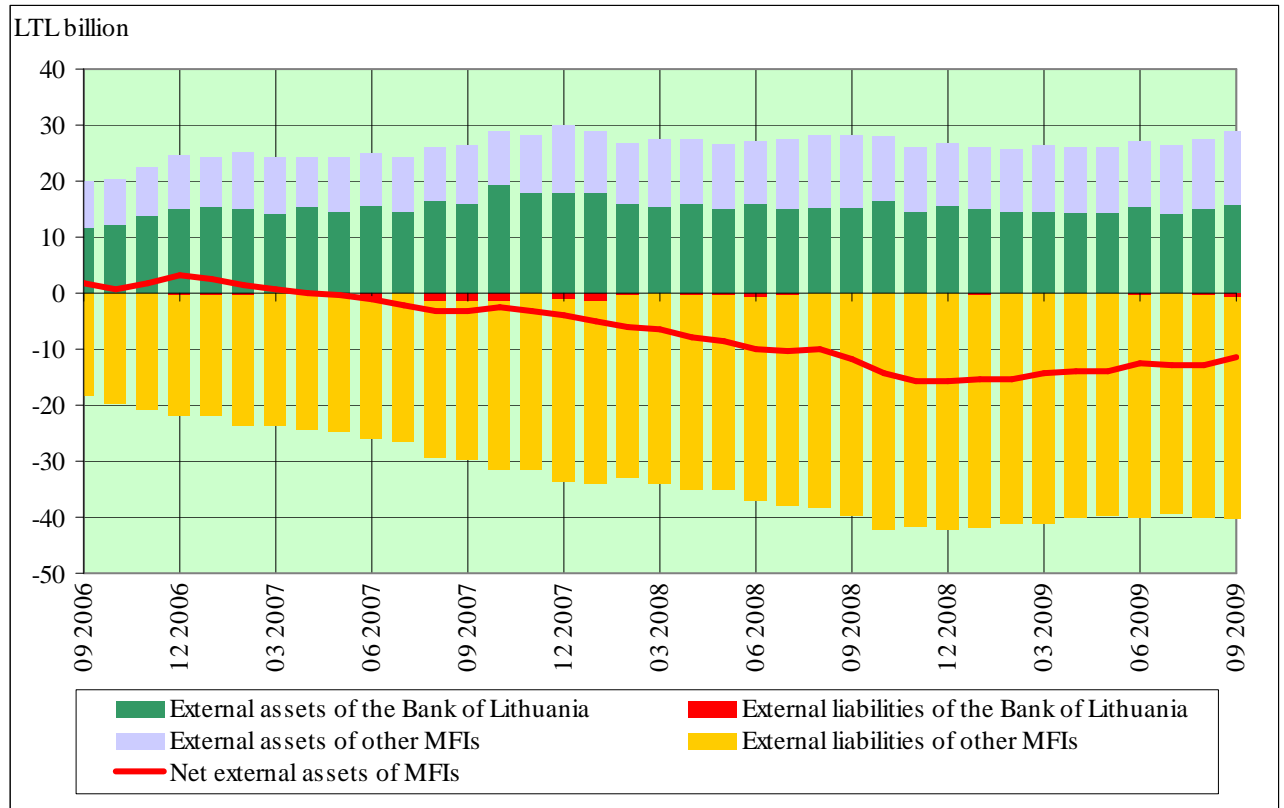
(outstanding amounts at the end of period)



The net external assets of monetary financial institutions (MFIs) grew by LTL 1.2 billion in September, although the result was negative at the end of the month, amounting to LTL 11.5 billion. The increase in the net external assets was driven by an increase in the net external assets of the Bank of Lithuania and of other MFIs by LTL 773.5 million and LTL 447.5 million respectively.

Net External Assets of MFIs

(outstanding amounts at the end of period)



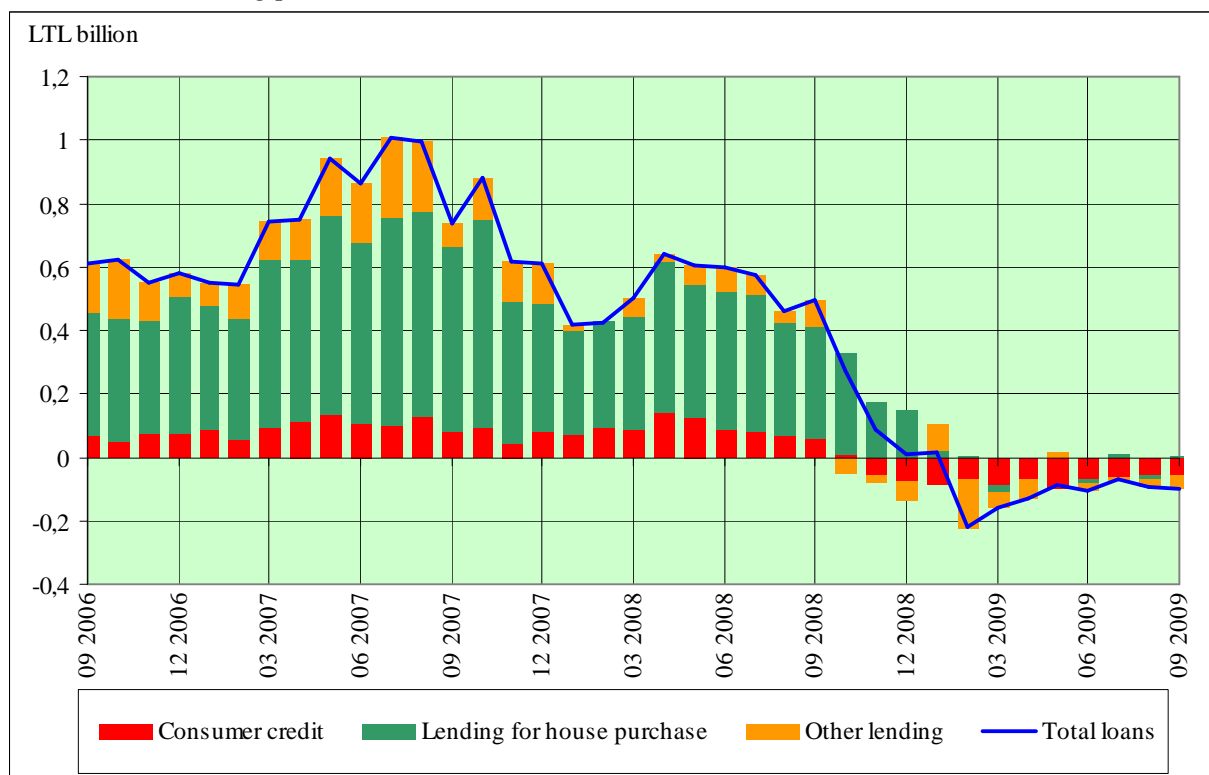
Domestic credit, after declining for eight consecutive months (from December 2008 to July 2009) due to moderated lending by other MFIs to non-financial corporations and households and picking up in August 2009, went down by LTL 188.7 million in September 2009. Other MFIs' lending to non-financial corporations and households decreased by LTL 82.3 million and LTL 96.3 million respectively.

The annual growth rate of other MFIs' lending to households became negative and made up 1.9% in September 2009. The annual growth rate of lending to non-financial corporations remained unchanged and made up 6.3%.

Consumer credit and other loans granted by other MFIs to households went down by LTL 57.7 million and LTL 39.1 million respectively, whereas loans for house purchase picked up by LTL 0.4 million in September 2009. The annual growth rate of loans for house purchase stood at 3.0% at the end of September.

Development of Loans to Households

(transactions during period)



The longer-term financial liabilities of MFIs increased by LTL 340.2 million in September. The change was driven by an increase in capital and reserves by LTL 306.1 million, MFIs' issued debt securities with a maturity of over 2 years by LTL 29.0 million, and deposits with agreed maturity of over 2 years by LTL 5.1 million.

Deposits of the central government with MFIs went up by LTL 1.4 billion over the month. Deposits of the central government with the Bank of Lithuania went up by LTL 1.2 billion and those with other MFIs by LTL 226.6 million.

Footnotes.

1. Changes in monetary aggregates and the balance sheet items of other MFIs are disclosed as transactions, i.e. are calculated by taking the difference between end-month outstanding amounts and then removing the effects of revaluation adjustments, exchange rate adjustments as well as reclassifications and other adjustments.
2. Other short-term deposits, i.e. M2 minus M1, include deposits with agreed maturity of up to 2 years and deposits redeemable at a period of notice of up to 3 months.
3. Marketable instruments, i.e. M3 minus M2, include repurchase agreements, money market funds' shares (units) and debt securities with maturity of up to 2 years.

Monetary Aggregates and Counterparts, LTL million

	Outstanding amounts at the end of previous period	Transactions during period	Other changes of outstanding amounts during period	Outstanding amounts at the end of the reporting period	Annual growth rates, in percent	
	August 2009	September 2009	August 2009	September 2009	August 2009	September 2009
M2	41053.0	-589.4	-23.1	40440.5	-8.3	-8.4
M1	20808.8	-659.3	-7.7	20141.8	-20.1	-21.4
Currency in circulation	7007.8	-128.7	-0.2	6878.9	-15.1	-15.8
Overnight deposits	13801.0	-530.6	-7.5	13262.9	-22.4	-24.0
Other short-term deposits	20244.2	70.0	-15.4	20298.7	8.1	9.4
Deposits with agreed maturity up to 2 years	20004.1	67.2	-14.9	20056.3	8.6	9.8
Deposits redeemable at notice up to 3 months	240.1	2.8	-0.4	242.4	-22.8	-15.3
Marketable instruments	523.0	0.2	0.0	523.3	-68.4	-46.4
Repurchase agreements	72.1	53.3	0.0	125.4	x	x
Money market funds shares/units
Debt securities issued up to 2 years	450.9	-53.0	0.0	398.0	-65.2	-39.5
M3	41576.0	-589.1	-23.1	40963.8	-10.5	-9.3
Net external assets	-12768.8	1221.0	17.4	-11530.4	33.3	2.4
Credit to general government	5062.7	-58.4	10.8	5015.1	53.3	51.5
Loans	1744.5	20.8	0.4	1765.8	83.1	74.8
Securities other than shares	3318.2	-79.2	10.4	3249.3	39.1	39.2
Credit to other residents	65652.8	-130.3	-22.9	65499.6	-4.2	-5.2
Loans	65064.1	-240.9	-23.6	64799.5	-4.6	-5.8
Securities other than shares	238.6	-14.5	0.2	224.2	345.3	376.4
Shares and other equity	350.2	125.1	0.5	475.8	48.0	101.0
<i>less:</i> Deposits of central government	3982.7	1397.4	0.3	5380.3	54.5	49.5
<i>less:</i> Longer-term financial liabilities	12819.9	340.2	-18.6	13141.4	8.7	10.4
<i>less:</i> Other items (net)	-431.7	-116.2	46.6	-501.3	x	x

Footnote. The totals can not correspond to the sums of terms due to rounding.

Symbols and conventions

„0.0“ Magnitude less than indicated measurement units

„...“ Data not available, although the phenomenon existed

„x“ Indicator is not calculated in such expression, although the phenomenon existed